



Directions:

1. Print bunting on paper card
(recycled paper if you can)
2. Cut out flags and fold the top flap
over string or a thin ribbon
3. Attach the flags on the string
and tie a small knot at each end
4. Hang up & support the Dees!



Please recycle me!



GIVE 'EM HELL

FINALS SERIES 2021




Directions:

1. Print bunting on paper card (recycled paper if you can)
2. Cut out flags and fold the top flap over string or a thin ribbon
3. Attach the flags on the string and tie a small knot at each end
4. Hang up & support the Dees!



Please recycle me!



Directions:

1. Print bunting on paper card (recycled paper if you can)
2. Cut out flags and fold the top flap over string or a thin ribbon
3. Attach the flags on the string and tie a small knot at each end
4. Hang up & support the Dees!



Please recycle me!



Directions:

1. Print bunting on paper card (recycled paper if you can)
2. Cut out flags and fold the top flap over string or a thin ribbon
3. Attach the flags on the string and tie a small knot at each end
4. Hang up & support the Dees!



Please recycle me!



Directions:

1. Print bunting on paper card (recycled paper if you can)
2. Cut out flags and fold the top flap over string or a thin ribbon
3. Attach the flags on the string and tie a small knot at each end
4. Hang up & support the Dees!



Please recycle me!




Directions:

1. Print bunting on paper card (recycled paper if you can)
2. Cut out flags and fold the top flap over string or a thin ribbon
3. Attach the flags on the string and tie a small knot at each end
4. Hang up & support the Dees!



Please recycle me!




Directions:

1. Print bunting on paper card (recycled paper if you can)
2. Cut out flags and fold the top flap over string or a thin ribbon
3. Attach the flags on the string and tie a small knot at each end
4. Hang up & support the Dees!



Please recycle me!



Directions:

1. Print bunting on paper card (recycled paper if you can)
2. Cut out flags and fold the top flap over string or a thin ribbon
3. Attach the flags on the string and tie a small knot at each end
4. Hang up & support the Dees!



Please recycle me!



Directions:

1. Print bunting on paper card
(recycled paper if you can)
2. Cut out flags and fold the top flap
over string or a thin ribbon
3. Attach the flags on the string
and tie a small knot at each end
4. Hang up & support the Dees!



Please recycle me!



Directions:

1. Print bunting on paper card
(recycled paper if you can)
2. Cut out flags and fold the top flap
over string or a thin ribbon
3. Attach the flags on the string
and tie a small knot at each end
4. Hang up & support the Dees!



Please recycle me!